

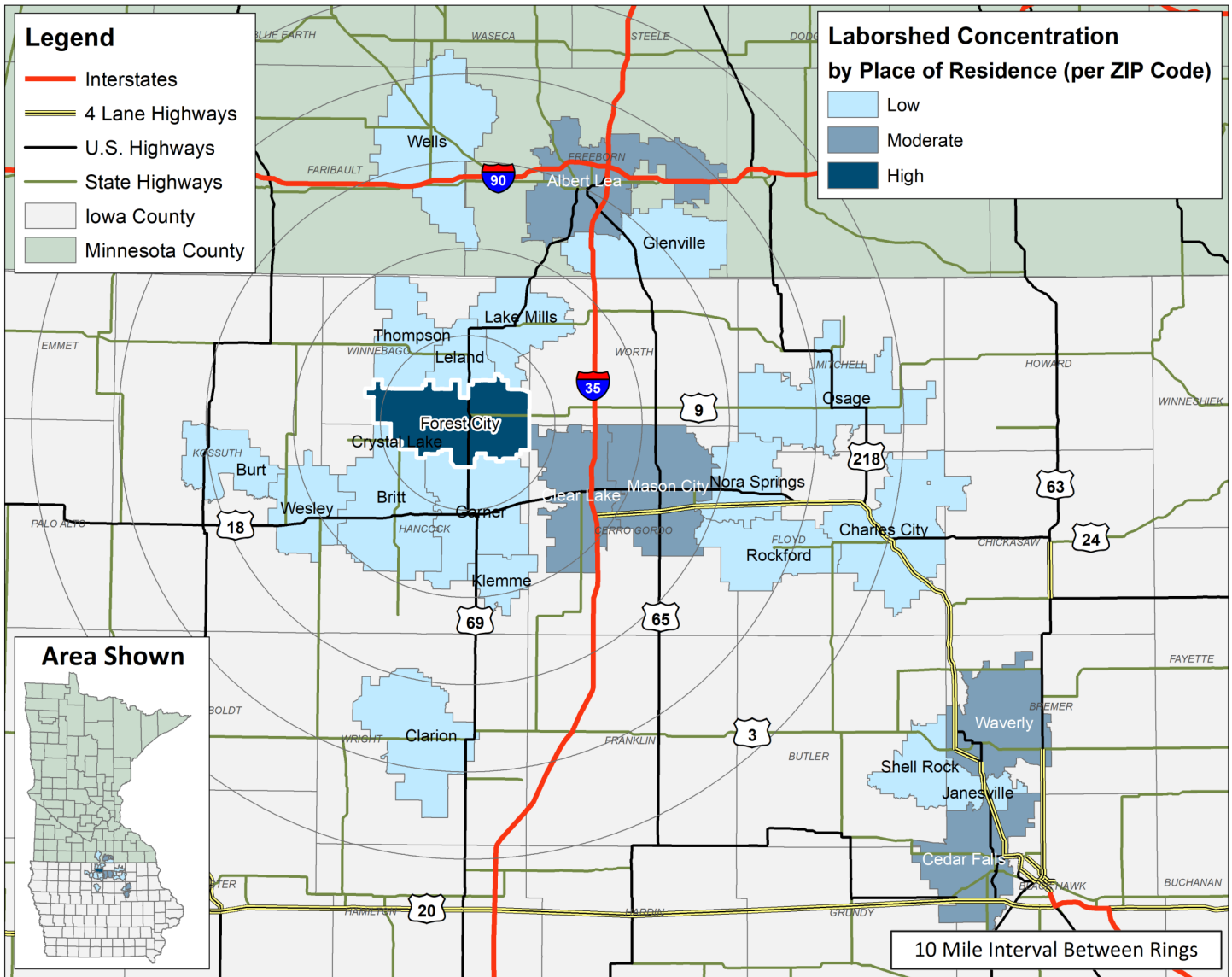
LABOR CHARACTERISTICS

ADVANCED MANUFACTURING



FOREST CITY, IA LABORSHED AREA

CONCENTRATION OF RESPONDENTS WITHIN THE LABORSHED AREA WITH TRANSFERABLE EXPERIENCE/SKILLS BY PLACE OF RESIDENCE



Workers who have transferable experience/skills in the industry are currently commuting an average of 13 miles one way for work. Those who are likely to change/accept employment are willing to commute an average of 28 miles one way for the right employment opportunity.

FOR MORE INFORMATION REGARDING THE FOREST CITY, IA LABORSHED, CONTACT:

Forest City Economic Development
 145 South Clark Street, PO Box 306
 Forest City, Iowa 50436
 Phone: (641) 585-5560 | E-mail: beth@forestcityia.com
www.forestcityia.com

LABOR CHARACTERISTICS

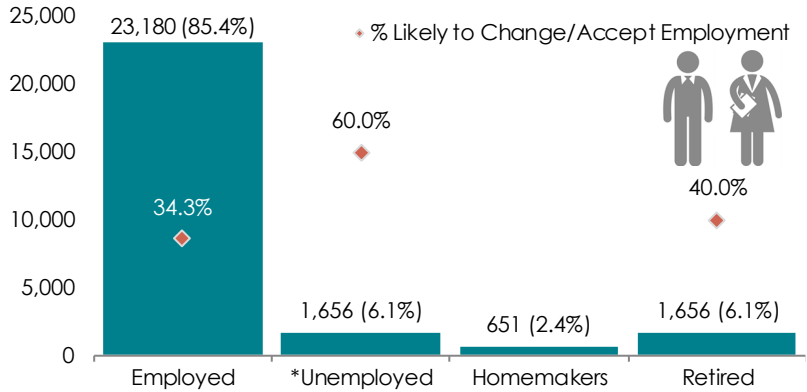


ADVANCED MANUFACTURING

ESTIMATED AVAILABLE LABOR PER OCCUPATIONAL CATEGORY:

- Bus and Truck Mechanics and Diesel Engine Specialists - 330
- Chemical Engineers - 326
- Electricians - 329
- Engineers, All Other - 1,324
- First-Line Supervisors of Mechanics, Installers, and Repairers - 659
- First-Line Supervisors of Production and Operating Workers - 1,325
- First-Line Supervisors of Transportation and Material-Moving Machine and Vehicle Operators - 335
- Heavy and Tractor-Trailer Truck Drivers - 3,642
- Industrial Engineering Technicians - 328
- Industrial Engineers - 327
- Industrial Production Managers - 1,323
- Industrial Truck and Tractor Operators - 663
- Inspectors, Testers, Sorters, Samplers, and Weighers - 662
- Installation, Maintenance, and Repair Workers, All Other - 2,648
- Laborers and Freight, Stock, and Material Movers, Hand - 2,317
- Light Truck or Delivery Services Drivers - 336
- Machinists - 660
- Material Moving Workers, All Other - 337
- Multiple Machine Tool Setters, Operators, and Tenders, Metal and Plastic - 661
- Production Workers, All Other - 3,641
- Separating, Filtering, Clarifying, Precipitating, and Still Machine Setters, Operators, and Tenders - 334
- Team Assemblers - 3,640
- Tool and Die Makers - 331
- Water and Wastewater Treatment Plant and System Operators - 333
- Welders, Cutters, Solderers, and Brazers - 332

ESTIMATED TOTAL BY EMPLOYMENT STATUS (PERCENTAGE):



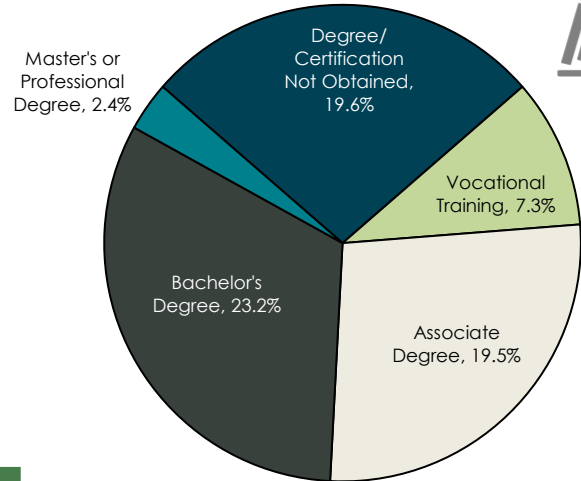
*Employment status is self-identified by the survey respondent. The unemployment percentage does not reflect the unemployment rate published by the U.S. Bureau of Labor Statistics, which applies a stricter definition.

EMPLOYMENT STATS:

- 75.6% paid an hourly wage
- 95.1% are/were employed full-time
- 4.9% are/were employed part-time
- 8.5% are/were self-employed
- 10.0% hold two or more jobs
- Currently working an average of 45 hours/week

EDUCATIONAL LEVEL:

(72.0% HAVE AN EDUCATION BEYOND HIGH SCHOOL)




AN ESTIMATED TOTAL OF **27,143** PEOPLE IN THE LABORSHED AREA

UNDEREMPLOYMENT (ESTIMATED):

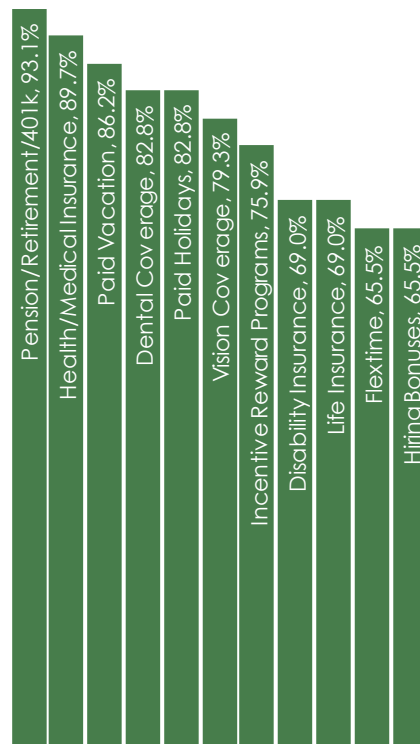
- Low hours - 1.2% (27)
- Low income - 1.2% (27)
- Mismatch of skills - 7.3% (165)
- Total - 8.5% (192)

(Individuals counted only once when estimating Total Underemployment.)

CURRENT BENEFITS:



DESIRED BENEFITS:



TOP JOB SEARCH RESOURCES:

(For those seeking employment opportunities, by use.)

- Internet - 73.4%
 - www.indeed.com
 - www.linkedin.com
 - www.iowaworks.gov
- Networking through friends, family or acquaintances - 53.2%
- IowaWORKS Centers - 36.7%
- Newspapers - 15.2%



LABOR CHARACTERISTICS



ADVANCED MANUFACTURING

OCCUPATION	OCCUPATIONAL CODE	MEAN WAGE	ENTRY WAGE	EXPERIENCED WAGE	MEDIAN WAGE	MEAN ANNUAL SALARY
Architectural and Engineering Managers	11-9041	\$57.97	\$39.16	\$67.37	\$57.82	\$120,572
Bus and Truck Mechanics and Diesel Engine Specialists	49-3031	\$23.30	\$19.57	\$25.16	\$23.30	\$48,454
Chemical Equipment Operators and Tenders	51-9011	\$23.14	\$18.72	\$25.36	\$23.52	\$48,140
Conveyor Operators and Tenders	53-7011	\$18.99	\$17.10	\$19.93	\$18.70	\$39,492
Crane and Tower Operators	53-7021	\$29.36	\$28.75	\$29.66	\$29.48	\$61,064
Crushing, Grinding, and Polishing Machine Setters, Operators, and Tenders	51-9021	\$18.48	\$10.88	\$22.28	\$20.35	\$38,443
Electrical and Electronic Engineering Technicians	17-3023	\$35.32	\$27.28	\$39.34	\$34.95	\$73,468
Electrical Engineers	17-2071	\$42.71	\$34.02	\$47.05	\$40.80	\$88,830
Electricians	47-2111	\$26.17	\$20.03	\$29.24	\$27.58	\$54,439
Engine and Other Machine Assemblers	51-2031	\$19.29	\$15.64	\$21.12	\$18.58	\$40,133
Engineers, All Other	17-2199	\$35.30	\$25.19	\$40.36	\$36.19	\$73,429
First-Line Supervisors of Mechanics, Installers, and Repairers	49-1011	\$37.50	\$27.24	\$42.63	\$37.72	\$78,005
First-Line Supervisors of Production and Operating Workers	51-1011	\$28.48	\$21.01	\$32.22	\$26.71	\$59,242
Heavy and Tractor-Trailer Truck Drivers	53-3032	\$20.80	\$15.46	\$23.46	\$19.41	\$43,258
Helpers--Production Workers	51-9198	\$18.29	\$14.98	\$19.95	\$18.17	\$38,046
Industrial Engineering Technicians	17-3026	\$26.49	\$17.38	\$31.05	\$24.98	\$55,099
Industrial Engineers	17-2112	\$38.34	\$29.24	\$42.89	\$36.45	\$79,749
Industrial Machinery Mechanics	49-9041	\$25.93	\$18.35	\$29.72	\$25.82	\$53,933
Industrial Production Managers	11-3051	\$45.11	\$32.23	\$51.55	\$43.71	\$93,824
Industrial Truck and Tractor Operators	53-7051	\$18.60	\$15.12	\$20.34	\$18.33	\$38,681
Inspectors, Testers, Sorters, Samplers, and Weighers	51-9061	\$20.20	\$15.21	\$22.69	\$19.28	\$42,014
Installation, Maintenance, and Repair Workers, All Other	49-9099	\$21.42	\$15.33	\$24.47	\$23.22	\$44,561
Laborers and Freight, Stock, and Material Movers, Hand	53-7062	\$18.39	\$13.80	\$20.68	\$18.42	\$38,244
Light Truck or Delivery Services Drivers	53-3033	\$17.09	\$10.36	\$20.46	\$12.79	\$35,550
Machinists	51-4041	\$19.27	\$15.29	\$21.26	\$19.01	\$40,082
Maintenance and Repair Workers, General	49-9071	\$20.12	\$13.58	\$23.39	\$21.08	\$41,853
Maintenance Workers, Machinery	49-9043	\$23.48	\$22.37	\$24.04	\$23.26	\$48,849
Mechanical Engineers	17-2141	\$32.18	\$22.25	\$37.14	\$32.02	\$66,930
Mixing and Blending Machine Setters, Operators, and Tenders	51-9023	\$21.25	\$17.09	\$23.33	\$21.32	\$44,197
Molding, Coremaking, and Casting Machine Setters, Operators, and Tenders, Metal and Plastic	51-4072	\$13.65	\$10.52	\$15.21	\$12.96	\$28,389
Packaging and Filling Machine Operators and Tenders	51-9111	\$15.82	\$12.18	\$17.64	\$16.42	\$32,905
Packers and Packagers, Hand	53-7064	\$15.87	\$12.85	\$17.38	\$16.85	\$33,009
Production Workers, All Other	51-9199	\$14.76	\$9.44	\$17.42	\$14.51	\$30,703
Separating, Filtering, Clarifying, Precipitating, and Still Machine Setters, Operators, and Tenders	51-9012	\$21.71	\$17.62	\$23.76	\$21.68	\$45,154
Tool and Die Makers	51-4111	\$26.63	\$20.85	\$29.53	\$27.51	\$55,401
Welders, Cutters, Solderers, and Brazers	51-4121	\$18.92	\$16.22	\$20.26	\$18.78	\$39,346
Welding, Soldering, and Brazing Machine Setters, Operators, and Tenders	51-4122	\$20.85	\$17.58	\$22.49	\$20.35	\$43,376

The 2021 Iowa Wage data for the Forest City, IA Laborshed area was produced by the Labor Force & Occupational Analysis Bureau to provide communities local information on wages by occupation. The source of the wage and employment data is based on the May 2020 OES estimates. Additional occupational wage and employment data can be found at www.iowalmi.gov/laborshed.