

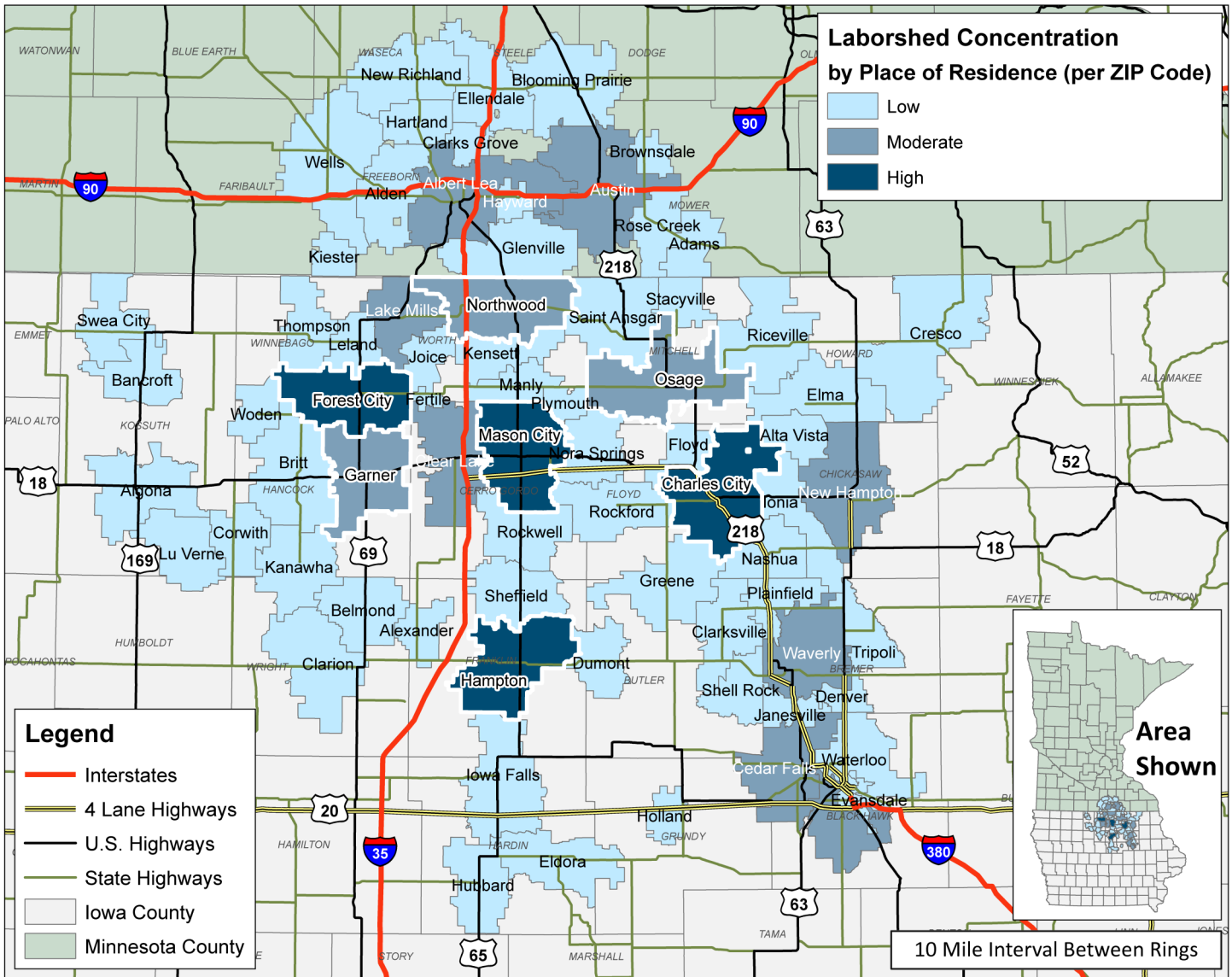
LABOR CHARACTERISTICS

ADVANCED MANUFACTURING



NORTH CENTRAL IOWA ALLIANCE LABORSHED AREA

CONCENTRATION OF RESPONDENTS WITHIN THE LABORSHED AREA WITH TRANSFERABLE EXPERIENCE/SKILLS BY PLACE OF RESIDENCE



Workers who have transferable experience/skills in the industry are currently commuting an average of 13 miles one way for work. Those who are likely to change/accept employment are willing to commute an average of 24 miles one way for the right employment opportunity.

FOR MORE INFORMATION REGARDING THE NORTH CENTRAL IOWA ALLIANCE, IA LABORSHED, CONTACT:

LABOR CHARACTERISTICS

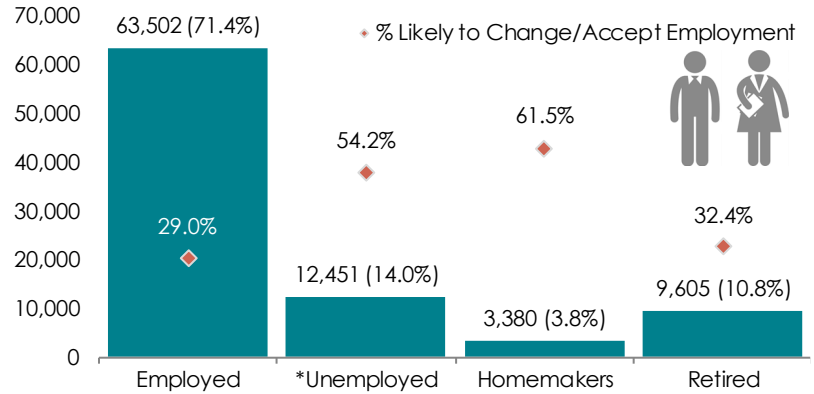


ADVANCED MANUFACTURING

ESTIMATED AVAILABLE LABOR PER OCCUPATIONAL CATEGORY:

- Cutting, Punching, & Press Machine Setters & Operators - 1,294
- Electricians - 777
- Engineers, All Other - 2,334
- General & Operations Managers - 5,445
- Health & Safety Engineers - 257
- Heavy & Tractor-Trailer Truck Drivers - 11,668
- Industrial Engineering Technicians - 259
- Industrial Engineers - 258
- Industrial Machinery Mechanics - 778
- Industrial Production Managers - 776
- Industrial Truck & Tractor Operators - 1,297
- Inspectors, Testers, Sorters, Samplers, & Weighers - 1,815
- Laborers & Freight, Stock, & Material Movers, Hand - 4,149
- Light Truck or Delivery Services Drivers - 1,296
- Machinists - 1,295
- Maintenance & Repair Workers, General - 2,075
- Maintenance Workers, Machinery - 261
- Mechanical Drafters - 517
- Mechanical Engineering Technicians - 260
- Milling & Planing Machine Setters & Operators - 519
- Molders, Shapers, & Casters - 521
- Multiple Machine Tool Setters & Operators - 5,704
- Packers & Packagers, Hand - 1,038
- Production Workers, All Other - 23,080
- Production, Planning, & Expediting Clerks - 1,556
- Shipping, Receiving, & Traffic Clerks - 1,037
- Stock Clerks & Order Fillers - 1,557
- Structural Metal Fabricators & Fitters - 518
- Supervisors of Mechanics, Installers, & Repairers - 2,074
- Supervisors of Production & Operating Workers - 3,630
- Supervisors of Transportation & Material-Moving Machine & Vehicle Operators - 779
- Team Assemblers - 4,927
- Tool & Die Makers - 520
- Welders, Cutters, Solderers, & Brazers - 4,667

ESTIMATED TOTAL BY EMPLOYMENT STATUS (PERCENTAGE):



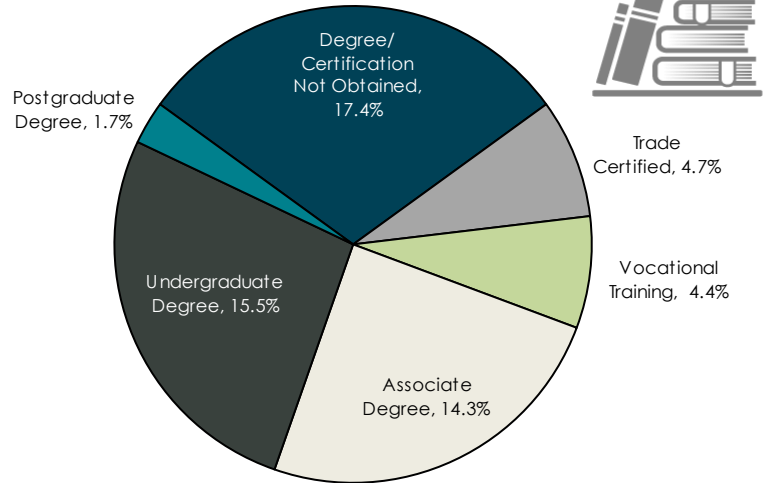
*Employment status is self-identified by the survey respondent. The unemployment percentage does not reflect the unemployment rate published by the U.S. Bureau of Labor Statistics, which applies a stricter definition.

EMPLOYMENT STATS:

- 78.5% paid an hourly wage
- 92.1% are/were employed full-time
- 7.9% are/were employed part-time
- 7.6% are/were self-employed
- 15.9% hold two or more jobs
- Currently working an average of 48 hours/week

EDUCATIONAL LEVEL:

(58.0% HAVE AN EDUCATION BEYOND HIGH SCHOOL)



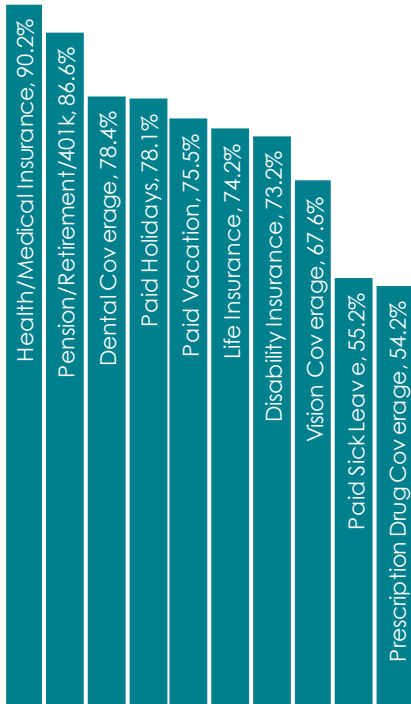
AN ESTIMATED TOTAL OF **88,938** PEOPLE IN THE LABORSHED AREA

UNDEREMPLOYMENT (ESTIMATED):

- Low hours - 0.6%
- Mismatch of skills - 3.2%
- Low income - 0.0%
- Total - 3.8%

(Individuals counted only once when estimating Total Underemployment.)

CURRENT BENEFITS:



DESIRED BENEFITS:



TOP JOB SEARCH RESOURCES:

(For those seeking employment opportunities, by use.)

- Internet - 66.9%
 - www.indeed.com
 - www.iowajobs.org
 - www.monster.com
- Networking through friends, family or acquaintances - 24.8%
- Newspapers - 24.5%
 - *Globe Gazette* - Mason City
- IowaWORKS Centers - 24.2%



WORKPLACE FLEXIBILITY:

(by percent of interest)

- Cross-training - 76.1%
- Job teams - 72.9%
- Job sharing - 48.6%
- Varied shifts - 39.4%
- Seasonal work - 48.1%
- Temporary work - 47.2%



LABOR CHARACTERISTICS



ADVANCED MANUFACTURING

OCCUPATION	OCCUPATIONAL CODE	MEAN WAGE	ENTRY WAGE	EXPERIENCED WAGE	MEDIAN WAGE	MEAN ANNUAL SALARY
Accountants and Auditors	13-2011	\$27.00	\$17.78	\$31.62	\$25.24	\$56,168
Architectural and Civil Drafters	17-3011	\$26.99	\$19.92	\$30.53	\$24.92	\$56,139
Architectural and Engineering Managers	11-9041	\$50.12	\$37.11	\$56.62	\$48.50	\$104,243
Assemblers and fabricators, all other, including team assemblers	51-2099	\$15.91	\$13.16	\$17.29	\$15.50	\$33,093
Coating, Painting, and Spraying Machine Setters, Operators, and Tenders	51-9121	\$15.78	\$12.42	\$17.46	\$15.61	\$32,822
Computer Numerically Controlled Machine Tool Programmers, Metal and Plastic	51-4012	\$21.13	\$16.49	\$23.45	\$21.18	\$43,953
Computer Operators	43-9011	\$16.37	\$11.30	\$18.90	\$16.64	\$34,046
Computer-Controlled Machine Tool Operators, Metal and Plastic	51-4011	\$18.31	\$14.81	\$20.06	\$18.81	\$38,091
Control and Valve Installers and Repairers, Except Mechanical Door	49-9012	\$30.08	\$21.93	\$34.16	\$31.32	\$62,576
Crushing, Grinding, and Polishing Machine Setters, Operators, and Tenders	51-9021	\$16.69	\$12.14	\$18.97	\$17.06	\$34,724
Cutting and Slicing Machine Setters, Operators, and Tenders	51-9032	\$16.83	\$11.79	\$19.35	\$17.52	\$35,008
Cutting, Punching, and Press Machine Setters, Operators, and Tenders, Metal and Plastic	51-4031	\$17.70	\$14.15	\$19.48	\$17.64	\$36,817
Drafters, All Other	17-3019	\$22.82	\$17.03	\$25.72	\$22.23	\$47,473
Drilling and Boring Machine Tool Setters, Operators, and Tenders, Metal and Plastic	51-4032	\$21.05	\$15.03	\$24.06	\$21.13	\$43,784
Electrical and Electronics Drafters	17-3012	\$27.61	\$15.50	\$33.66	\$31.33	\$57,425
Electrical and Electronics Engineering Technicians	17-3023	\$27.99	\$19.14	\$32.41	\$27.80	\$58,215
Electrical and Electronics Repairers, Commercial and Industrial Equipment	49-2094	\$26.69	\$21.05	\$29.51	\$27.52	\$55,519
Electrical Engineers	17-2071	\$45.88	\$36.38	\$50.63	\$46.04	\$95,440
Electricians	47-2111	\$22.99	\$15.67	\$26.64	\$21.89	\$47,809
Engineering Technicians, Except Drafters, All Other	17-3029	\$25.22	\$18.11	\$28.78	\$23.22	\$52,466
Engineers, All Other	17-2199	\$32.34	\$17.67	\$39.67	\$30.22	\$67,269
Financial Managers	11-3031	\$47.32	\$27.17	\$57.40	\$43.73	\$98,424
First-Line Supervisors of Production and Operating Workers	51-1011	\$27.56	\$19.29	\$31.69	\$26.60	\$57,316
General and Operations Managers	11-1021	\$43.41	\$20.96	\$54.64	\$35.26	\$90,302
Grinding, Lapping, Polishing, and Buffing Machine Tool Setters, Operators, and Tenders, Metal and Plastic	51-4033	\$14.86	\$9.75	\$17.41	\$14.28	\$30,899
Heavy and Tractor-Trailer Truck Drivers	53-3032	\$19.15	\$13.98	\$21.74	\$17.96	\$39,841
Helpers--Production Workers	51-9198	\$13.06	\$10.52	\$14.33	\$12.71	\$27,166
Industrial Engineering Technicians	17-3026	\$25.48	\$18.57	\$28.93	\$24.70	\$52,991
Industrial Engineers	17-2112	\$37.43	\$27.15	\$42.56	\$35.47	\$77,847
Industrial Machinery Mechanics	49-9041	\$23.71	\$17.91	\$26.61	\$24.12	\$49,319
Industrial Production Managers	11-3051	\$44.34	\$29.58	\$51.72	\$41.58	\$92,229
Industrial Truck and Tractor Operators	53-7051	\$16.82	\$13.32	\$18.56	\$16.73	\$34,978
Inspectors, Testers, Sorters, Samplers, and Weighers	51-9061	\$18.32	\$13.22	\$20.88	\$17.23	\$38,112
Labor Relations Specialists	13-1075	\$33.08	\$13.76	\$42.74	\$33.16	\$68,814
Laborers and Freight, Stock, and Material Movers, Hand	53-7062	\$15.96	\$11.38	\$18.25	\$15.88	\$33,198
Light Truck or Delivery Services Drivers	53-3033	\$16.02	\$9.95	\$19.05	\$13.61	\$33,315
Machinists	51-4041	\$19.47	\$15.46	\$21.47	\$18.84	\$40,491
Maintenance Workers, Machinery	49-9043	\$22.06	\$15.27	\$25.46	\$22.31	\$45,894
Materials Engineers	17-2131	\$31.45	\$23.32	\$35.52	\$28.91	\$65,413
Mechanical Drafters	17-3013	\$23.86	\$17.76	\$26.91	\$23.33	\$49,627
Mechanical Engineering Technicians	17-3027	\$25.15	\$19.47	\$27.99	\$24.21	\$52,309
Mechanical Engineers	17-2141	\$31.89	\$22.59	\$36.54	\$31.66	\$66,327
Mixing and Blending Machine Setters, Operators, and Tenders	51-9023	\$19.42	\$14.16	\$22.05	\$18.40	\$40,400
Mobile Heavy Equipment Mechanics, Except Engines	49-3042	\$22.58	\$17.93	\$24.90	\$22.37	\$46,960
Painters, Construction and Maintenance	47-2141	\$17.97	\$13.42	\$20.25	\$18.24	\$37,387
Painters, Transportation Equipment	51-9122	\$18.51	\$14.07	\$20.72	\$18.02	\$38,491
Plating and Coating Machine Setters, Operators, and Tenders, Metal and Plastic	51-4193	\$17.08	\$13.80	\$18.72	\$16.94	\$35,535
Production Workers, All Other	51-9199	\$13.30	\$9.24	\$15.33	\$13.41	\$27,661
Sales Representatives, Services, All Other	41-3099	\$23.19	\$12.90	\$28.34	\$21.49	\$48,244
Sheet Metal Workers	47-2211	\$17.20	\$11.97	\$19.81	\$16.80	\$35,770
Shipping, Receiving, and Traffic Clerks	43-5071	\$17.05	\$12.50	\$19.33	\$16.83	\$35,467
Tool and Die Makers	51-4111	\$23.10	\$19.13	\$25.09	\$22.84	\$48,051
Training and Development Managers	11-3131	\$42.93	\$28.89	\$49.96	\$40.50	\$89,302
Water and Wastewater Treatment Plant and System Operators	51-8031	\$20.01	\$12.64	\$23.69	\$20.24	\$41,615
Weighers, Measurers, Checkers, and Samplers, Recordkeeping	43-5111	\$14.51	\$11.00	\$16.26	\$14.36	\$30,172
Welders, Cutters, Solderers, and Brazers	51-4121	\$18.49	\$14.34	\$20.57	\$18.04	\$38,469
Welding, Soldering, and Brazing Machine Setters, Operators, and Tenders	51-4122	\$18.92	\$17.29	\$19.74	\$18.53	\$39,364

The 2018 Iowa Wage data for the North Central Iowa Alliance Laborshed area was produced by the Labor Force & Occupational Analysis Bureau to provide communities local information on wages by occupation. The source of the wage and employment data is based on the May 2017 OES estimates. Additional occupational wage and employment data can be found at www.iowalmi.gov/laborshed.

Balance of data compiled by Iowa Workforce Development using Laborshed data released in 2019.