

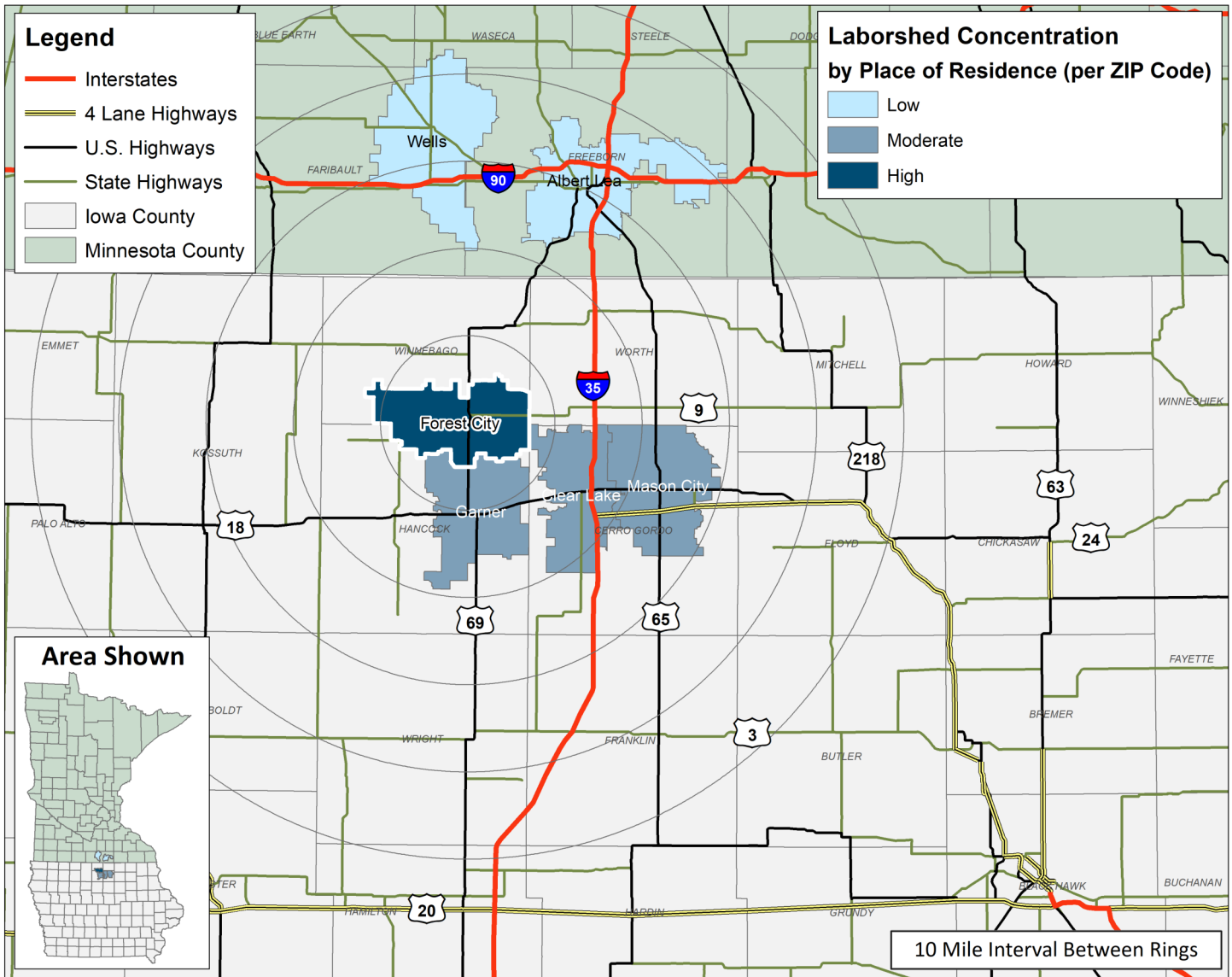
LABOR CHARACTERISTICS

FINANCIAL SERVICES



FOREST CITY, IA LABORSHED AREA

CONCENTRATION OF RESPONDENTS WITHIN THE LABORSHED AREA WITH TRANSFERABLE EXPERIENCE/SKILLS BY PLACE OF RESIDENCE



Workers who have transferable experience/skills in the industry are currently commuting an average of 8 miles one way for work. Those who are likely to change/accept employment are willing to commute an average of 32 miles one way for the right employment opportunity.

FOR MORE INFORMATION REGARDING THE FOREST CITY, IA LABORSHED, CONTACT:

Forest City Economic Development
145 South Clark Street, PO Box 306
Forest City, Iowa 50436
Phone: (641) 585-5560 | E-mail: beth@forestcityia.com
www.forestcityia.com

LABOR CHARACTERISTICS



FINANCIAL SERVICES

ESTIMATED AVAILABLE LABOR PER OCCUPATIONAL CATEGORY:

- Accountants and Auditors - 329
- Bookkeeping, Accounting, and Auditing Clerks - 1,974
- Customer Service Representatives - 2,304
- Financial Analysts - 330
- Financial Managers - 328
- Insurance Claims and Policy Processing Clerks - 331
- Insurance Sales Agents - 988

AN ESTIMATED TOTAL OF **6,584** PEOPLE IN THE LABORSHED AREA

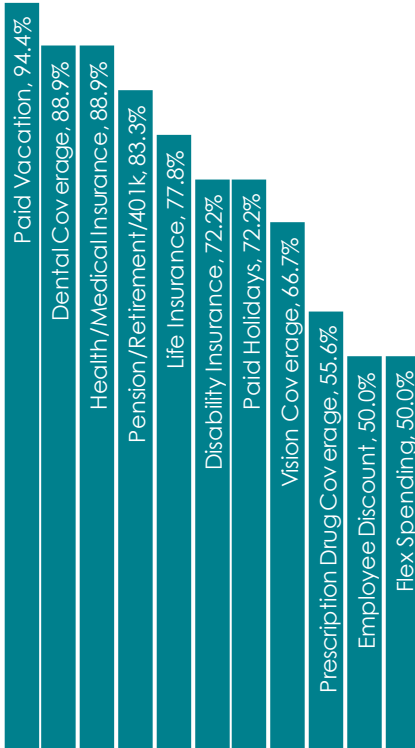
UNDEREMPLOYMENT (ESTIMATED):

- Low hours - 10.0% (55)
- Mismatch of skills - 15.0% (82)
- Low income - 0.0%
- Total - 25.0% (137)

(Individuals counted only once when estimating Total Underemployment.)



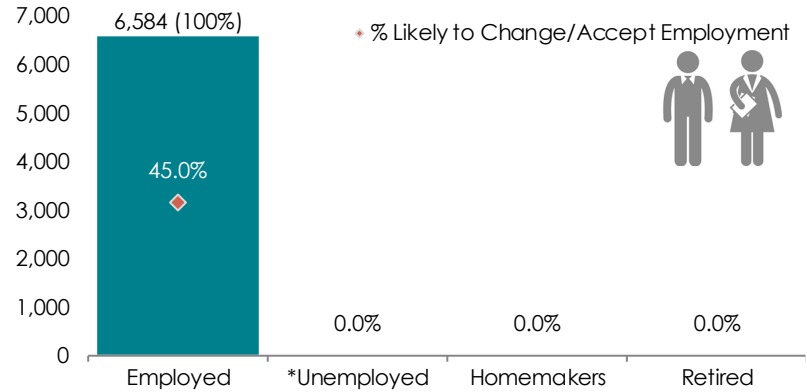
CURRENT BENEFITS:



DESIRED BENEFITS:



ESTIMATED TOTAL BY EMPLOYMENT STATUS (PERCENTAGE):



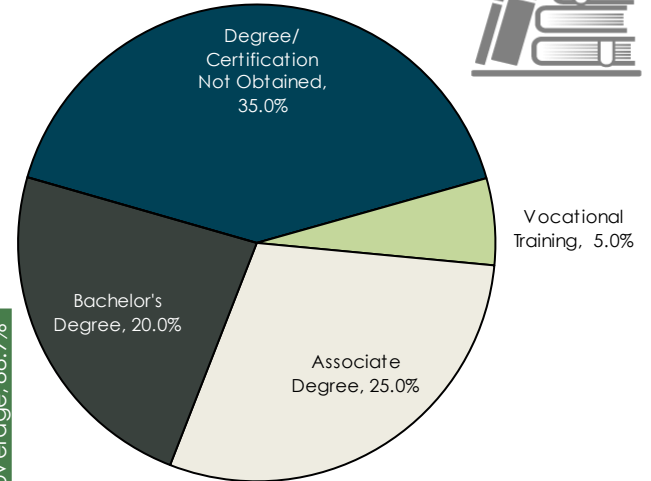
**Employment status is self-identified by the survey respondent. The unemployment percentage does not reflect the unemployment rate published by the U.S. Bureau of Labor Statistics, which applies a stricter definition.*

EMPLOYMENT STATS:

- 60.0% paid an hourly wage
- 80.0% are/were employed full-time
- 20.0% are/were employed part-time
- 5.0% are/were self-employed
- 15.0% hold two or more jobs
- Currently working an average of 41 hours/week

EDUCATIONAL LEVEL:

(85.0% HAVE AN EDUCATION BEYOND HIGH SCHOOL)



TOP JOB SEARCH RESOURCES:

(For those seeking employment opportunities, by use.)

- Internet - 85.0%
 - www.indeed.com
 - www.linkedin.com
 - www.facebook.com
 - Company/organization websites
- Private Employment Services - 35.0%
- Newspapers - 35.0%
- IowaWORKS Centers - 30.0%



LABOR CHARACTERISTICS



FINANCIAL SERVICES

OCCUPATION	OCCUPATIONAL CODE	MEAN WAGE	ENTRY WAGE	EXPERIENCED WAGE	MEDIAN WAGE	MEAN ANNUAL SALARY
Accountants and Auditors	13-2011	\$28.98	\$20.14	\$33.39	\$27.69	\$60,269
Billing and Posting Clerks	43-3021	\$17.68	\$13.72	\$19.67	\$17.76	\$36,782
Bookkeeping, Accounting, and Auditing Clerks	43-3031	\$17.83	\$11.79	\$20.85	\$17.12	\$37,078
Compliance Officers	13-1041	\$31.11	\$21.19	\$36.06	\$29.54	\$64,705
Computer and Information Systems Managers	11-3021	\$59.30	\$42.09	\$67.91	\$55.08	\$123,349
Credit Counselors	13-2071	\$22.56	\$13.65	\$27.01	\$18.52	\$46,921
Customer Service Representatives	43-4051	\$16.93	\$12.08	\$19.35	\$16.23	\$35,209
Financial Managers	11-3031	\$51.30	\$30.94	\$61.48	\$46.14	\$106,705
First-Line Supervisors of Non-Retail Sales Workers	41-1012	\$40.39	\$30.04	\$45.56	\$38.29	\$84,002
First-Line Supervisors of Office and Administrative Support Workers	43-1011	\$27.18	\$17.46	\$32.04	\$26.58	\$56,537
Insurance Claims and Policy Processing Clerks	43-9041	\$22.39	\$17.86	\$24.65	\$22.31	\$46,564
Insurance Sales Agents	41-3021	\$25.56	\$16.54	\$30.07	\$23.53	\$53,163
Loan Officers	13-2072	\$38.11	\$26.01	\$44.15	\$36.34	\$79,260
Tellers	43-3071	\$15.18	\$12.22	\$16.66	\$14.85	\$31,574

The 2021 Iowa Wage data for the Forest City, IA Laborshed area was produced by the Labor Force & Occupational Analysis Bureau to provide communities local information on wages by occupation. The source of the wage and employment data is based on the May 2020 OES estimates. Additional occupational wage and employment data can be found at www.iowalmi.gov/laborshed.

